

BC16-21-0

315 lb WLL*

LOW PROFILE BEAM CLAMP WITH OPEN HANG POINT

BeamWare®



Threaded Rod Suspension

CHANNEL STYLE BEAM CLAMP

Standard, pre-engineered channel style beam clamps anchor to a building's beam structure and offer a safe and predictable method for suspending objects from overhead. This channel style beam clamp is adjustable, mounts flush underneath the beam's flange and provides a centrally located mounting hole for use with many types of connections, including 5/8" allthread and bolts for use in securing yokes, bolts, U-Brackets, truss clamps, Unistrut, etc.

Use the BC16-21-0 channel style beam clamp to provide a load rated overhead rigging point from structural I-Beams with flange widths ranging between 16" and 21" (400-533mm). This beam clamp model provides a fast, easy and safe way to rig direct loads from overhead and a hand wrench is all that is required to secure this clamp.



Pipe Adapter for 1/2" and 1-1/2" dia. Pipe

KEY FEATURES:

- ▶ Center hole for 5/8" diameter threaded rod.
- ▶ Center hole for 1/2" & 1-1/2" dia. pipe adapters
- ▶ Provides safe load-rated suspension
- ▶ Clamps securely to beam flange widths from 16" - 21"

OPTIONAL ACCESSORIES:

- ▶ See Threaded Rod Datasheet
- ▶ See Threaded Pipe Datasheet
- ▶ CG-500NPS-PEC 1/2" dia. Pipe Adapter
- ▶ CG-150NPS-PEC 1-1/2" dia. Pipe Adapter

SPECIFICATIONS:

Material: Structural C-Channel

Finish: Powder Coat

Color: Black

Design Factor: 5:1

WLL: 315 lbs / 143 kg Steel I-Beams

Weight: 9.5 lb / 4.3 kg

*WLL = Working Load Limit

*Maintain Vertical Loading

PACKAGE CONTENTS:

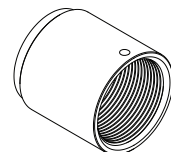
1 pc 16"-21" Beam Clamp Channel

2 pcs Locking Angle Plate

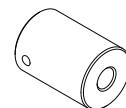
2 ea. 3/8", 1/4" and 1/8" Spacers

2 pcs Flat Washer, 5/8"

2 pcs Nyloc Nut, 5/8-11

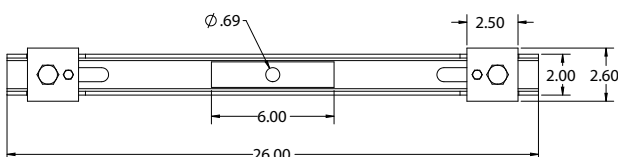


1-1/2" pipe adapter

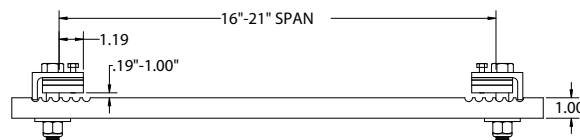


1/2" pipe adapter

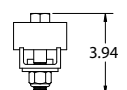
Top View



Side View



End View



Adaptive Technologies Group
1635 E. Burnett Street | Signal Hill, CA 90755 USA
Ph: 562.424.1100 | Fax: 562.424.3520
www.adaptivetechgroup.com



ALWAYS INSTALL SAFETY CABLES

WARNING: Mounting and/or suspension of equipment requires experienced professionals. Improperly installed equipment can result in property damage, personal injury and/or liability to the installing contractor.